
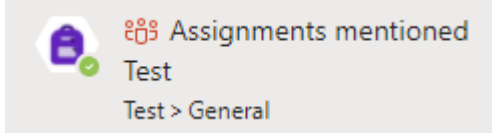





What do these icons mean?

	<p>The red dot on the 'Assignments' tab means that there are new assignments due.</p> <p>Click on this icon and they will appear.</p>
	<p>The green tick on this icon means that the assignment has been successfully sent to all students by the teacher. It does NOT mean that the assignment has been completed.</p> <p>Clicking on this icon will take you directly to the new assignment for that class.</p>
	<p>When an assignment has been submitted by a student there will be a blue tick next to it on the 'Assignments' tab.</p> <p>The addition of a speech bubble means the teacher has sent feedback on the work.</p>
	<p>A red dot with a number means that there are new notifications in classes – these might be new posts from the teacher, a new live lesson has been scheduled, an assignment has been set, or a file has been uploaded.</p> <p>Just click on this icon to see the list of new notifications so nothing is missed.</p>
	<p>An @ sign on the 'Teams' tab means there has been new activity on a class Team.</p> <p>Click on the icon to access all classes – ones with new activity will have the same @ icon on them – click on that class Team to see the update.</p>