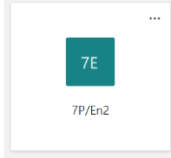


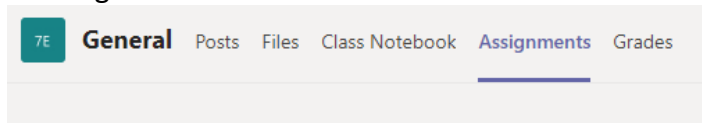


How to access your Assignments in Teams and then hand them in.

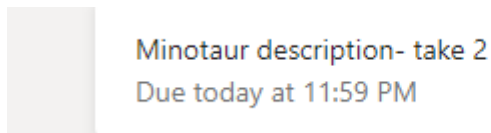
1. Access the Team



2. Click on Assignments



3. Click on the Assignment you want to work on e.g.



4. Open the assignment e.g.

Minotaur description- take 2
Due today at 11:59 PM

Instructions
Write 200 words describing Theseus' journey through the maze.
Include: Personification, pathetic fallacy, ambitious vocab, sibilance and a simile.

My work

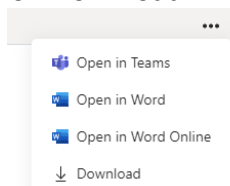
Story Writing.docx ...

[Add work](#)

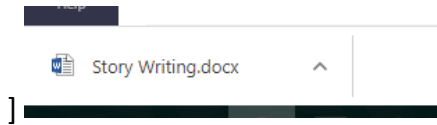
5. Click on the 3 dots



6. Click on Download



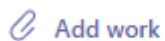
7. The document will appear at the bottom of your screen



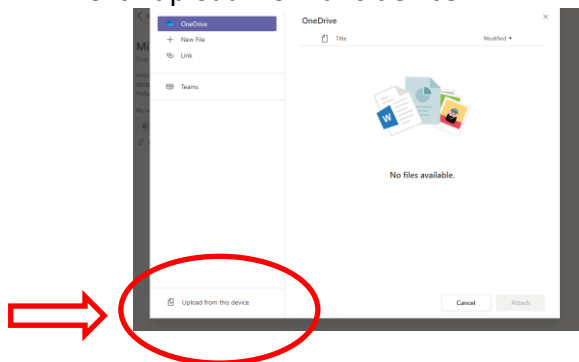
8. Open the document and save it onto your computer. You may want to set up folders by subject .

9. Complete the work on your saved document and save it again when you have finished.

10. Go back into your assignment in Teams nd click add work

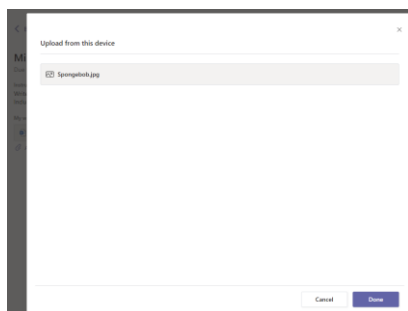


11. Click upload from this device



12. Choose the work you want to upload and then click on Open.

13 Click Done



14. Click turn in

